

**List of selected projects**

**Creative Europe - Media**



**Call for proposals: EACEA-14-2017 FILMEDU**

**Selection year: 2018 Application deadline: 01-mars-18**

N°	Reference number	Country	Applicant organisation	Project title	Maximum EU grant €	% co-funding
1	601261	NL	STICHTING FILM INSTITUUT NEDERLAND	CINEMINI EUROPE	251.844,00	60%
2	601339	IT	Fondazione Cineteca di Bologna	CINema and ART at School	144.976,00	60%
3	601430	IT	FONDAZIONE CINETECA ITALIANA	THE FILM CORNER RELOADED - A CULTURAL APPROACH	183.800,00	55%
4	601632	ES	A BAO A QU ASSOCIACIO	MOVING CINEMA. Methodologies, Strategies and Tools for Children and Young People to Appreciate European Films and Become an Active Audience	148.562,50	58%
5	601793	UK	BRITISH FILM INSTITUTE ROYAL CHARTER	Film Education; from Framework to Impact	126.300,00	60%
6	601910	FR	INSTITUT FRANCAIS	CinEd, an efficient European cinema education tool for 2020: Research - Action - Modelling	647.942,22	60%
7	601969	PL	FUNDACJA CENTRUM EDUKACJI OBYWATELSKIEJ	SHORTCUT - SMALL STORIES, BIG ISSUES	217.250,00	60%
8	602015	NL	STICHTING CINEKID AMSTERDAM	Wrap 2018-2020	264.994,49	60%

**List of selected projects**

**Creative Europe - Media**



**Call for proposals: EACEA-14-2017 FILMEDU**

**Selection year: 2018 Application deadline: 01-mars-18**

N°	Project Number	Applicant Country	Applicant	Application Title	Partners**	Partner country	Maximum Grant Awarded	% Maximum co-funding
1	601261	NL	STICHTING FILM INSTITUUT NEDERLAND	CINEMINI EUROPE	DEUTSCHES FILMINSTITUT - DIF EV	DE	251.844,00	60%
					JAVNI ZAVOD KINODVOR	SI		
					OSTERREICHISCHES FILMMUSEUM VEREIN	AT		
					Stichting Taartrovers Festival	NL		
2	601339	IT	Fondazione Cineteca di Bologna	CINema and ART at School	CINEMATECA PORTUGUESA-MUSEU DO CINEMA, IP	PT	144.976,00	60%
					CINEMATHEQUE ROYALE DE BELGIQUE	BE		
					Hungarian National Film Fund Nonprofit Private Share Company	HU		
					LES ENFANTS DE CINEMA	FR		
					SOCIETA'COOPERATIVA BAM! STRATEGIECULTURALI	IT		

**List of selected projects**

**Creative Europe - Media**



**Call for proposals: EACEA-14-2017 FILMEDU**

**Selection year: 2018**

N°	Project Number	Applicant Country	Applicant	Application Title	Partners**	Partner country	Maximum Grant Awarded	% Maximum co-funding
3	601430	IT	FONDAZIONE CINETECA ITALIANA	THE FILM CORNER RELOADED - A CULTURAL APPROACH	GEORGIAN NATIONAL FILM CENTER	GE	183.800,00	55%
					JUGOSLOVENSKA KINOTEKA	RS		
					OTOK, ZAVOD ZA RAZVIJANJE FILMSKE KULTURE LJUBLJANA	SI		
					THE FILM SPACE LTD	UK		
					THE NERVE CENTRE	UK		
					UNIVERSITA' DEGLI STUDI DI MILANO-BICOCCA	IT		

**List of selected projects**

**Creative Europe - Media**



**Call for proposals: EACEA-14-2017 FILMEDU**

**Selection year: 2018**

N°	Project Number	Applicant Country	Applicant	Application Title	Partners**	Partner country	Maximum Grant Awarded	% Maximum co-funding
4	601632	ES	A BAO A QU ASSOCIACIO	MOVING CINEMA. Methodologies, Strategies and Tools for Children and Young People to Appreciate European Films and Become an Active Audience	CENTRE FOR THE MOVING IMAGE	UK	148.562,50	58%
					LANDESVERBAND KINDER UND JUGENDFILMBERLIN EV	DE		
					OTOK, ZAVOD ZA RAZVIJANJE FILMSKE KULTURE LJUBLJANA	SI		
					VIESOJI ISTAIGA MENO AVILYS	LT		
5	601793	UK	BRITISH FILM INSTITUTE ROYAL CHARTER	Film Education; from Framework to Impact	CINEMATHEQUE FRANCAISE	FR	126.300,00	60%
					DET DANSKE FILMINSTITUT*DANISH FILMINSTITUTE	DK		
					VISION KINO GGMBH NETZWERK FUR FILM-UND MEDIENKOMPETENZ	DE		

**List of selected projects**

**Creative Europe - Media**



**Call for proposals: EACEA-14-2017 FILMEDU**

**Selection year: 2018**

N°	Project Number	Applicant Country	Applicant	Application Title	Partners**	Partner country	Maximum Grant Awarded	% Maximum co-funding
6	601910	FR	INSTITUT FRANCAIS	CinEd, an efficient European cinema education tool for 2020: Research - Action - Modelling	A BAO A QU ASSOCIACIO	ES	647.942,22	60%
					Arte Urbana Collectif	BG		
					ASOCIACE CESKYCH FILMOVYCH KLUBU, Z.S.	CZ		
					CINEMATHEQUE FRANCAISE	FR		
					GET SOCIETA COOPERATIVA SOCIALE A RESPONSABILITA LIMITATA	IT		
					IHMEFILMI RY	FI		
					OS FILHOS DE LUMIERE-ASSOCIACAO CULTURAL	PT		
					SOCIETATEA CULTURALA NEXT	RO		
					VIESOJI ISTAIGA MENO AVILYS	LT		

**List of selected projects**

**Creative Europe - Media**



**Call for proposals: EACEA-14-2017 FILMEDU**

**Selection year: 2018**

N°	Project Number	Applicant Country	Applicant	Application Title	Partners**	Partner country	Maximum Grant Awarded	% Maximum co-funding
7	601969	PL	FUNDACJA CENTRUM EDUKACJI OBYWATELSKIEJ	SHORTCUT - SMALL STORIES, BIG ISSUES	CLOVEK V TISNI OPS	CZ	217.250,00	60%
					OS FILHOS DE LUMIERE-ASSOCIACAO CULTURAL	PT		
					THE NERVE CENTRE	UK		
8	602015	NL	STICHTING CINEKID AMSTERDAM	Wrap 2018-2020	BIOGRAFCENTRALEN	SE	264.994,49	60%
					ESPOON ELOKUVAJUHLAT RY	FI		
					NORSK FILMINSTITUTT	NO		
					PLAY ACCIO CULTURAL	ES		
					STOWARZYSZENIE NOWE HORYZONTY	PL		

## Creative Europe Media - Applications by country

**FILMEDU**

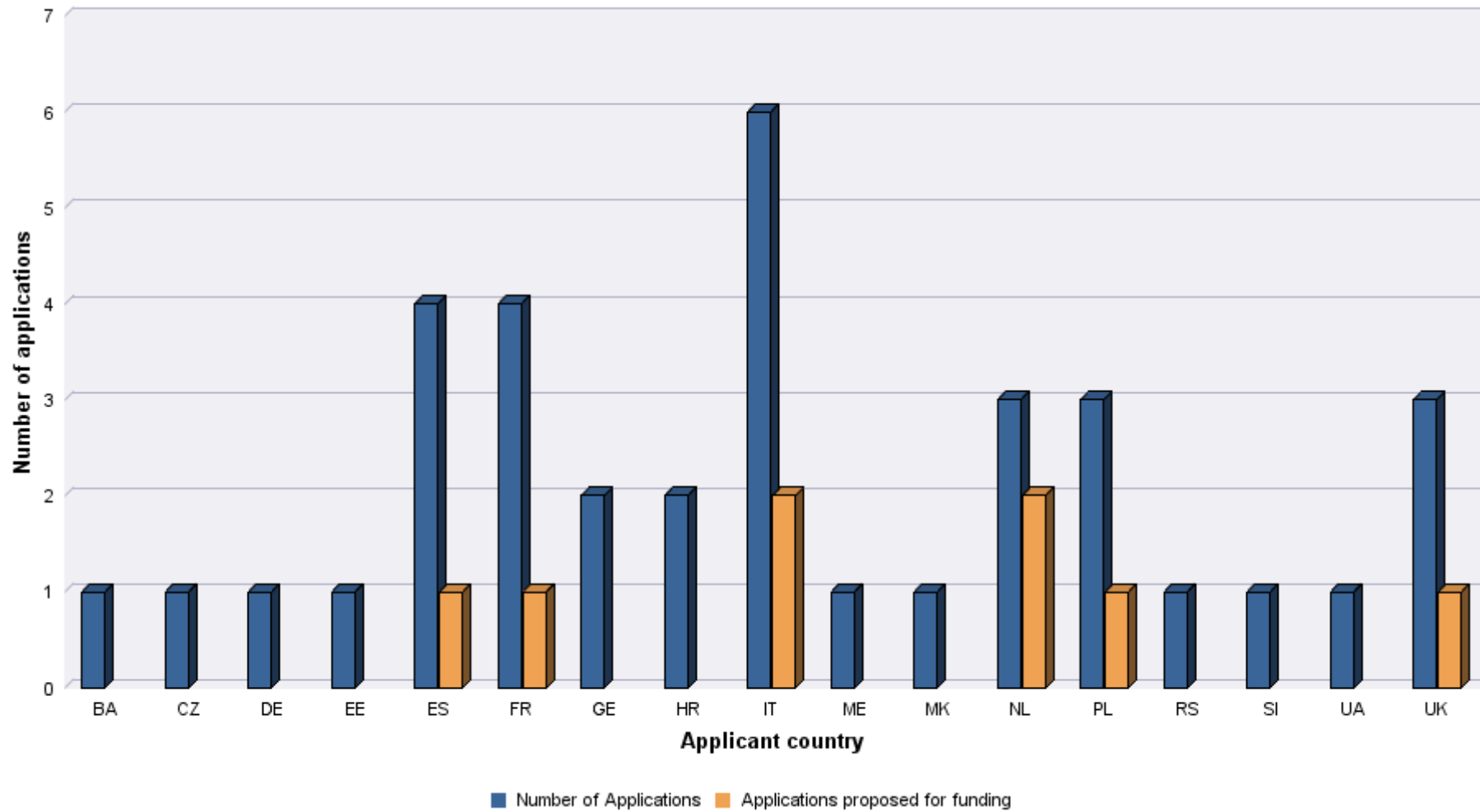
**2018**

Action Code	Round of Selection	Applicant country	Country code	Applications received	Applications proposed for funding	Success rate
FILMEDU	1	Bosnia and Herzegovina	BA	1		
FILMEDU	1	Czech Republic	CZ	1		
FILMEDU	1	Germany	DE	1		
FILMEDU	1	Estonia	EE	1		
FILMEDU	1	Spain	ES	4	1	25%
FILMEDU	1	France	FR	4	1	25%
FILMEDU	1	Georgia	GE	2		
FILMEDU	1	Croatia	HR	2		
FILMEDU	1	Italy	IT	6	2	33%
FILMEDU	1	Montenegro	ME	1		
FILMEDU	1	former Yugoslav Republic	MK	1		
FILMEDU	1	Netherlands	NL	3	2	67%
FILMEDU	1	Poland	PL	3	1	33%
FILMEDU	1	Serbia	RS	1		
FILMEDU	1	Slovenia	SI	1		
FILMEDU	1	Ukraine	UA	1		
FILMEDU	1	United Kingdom	UK	3	1	33%
			<b>Sum:</b>	<b>36</b>	<b>8</b>	<b>22%</b>

## Creative Europe Media - Applications by country

FILMEDU

2018





## Creative Europe Media - Level of demand by country

**FILMEDU**

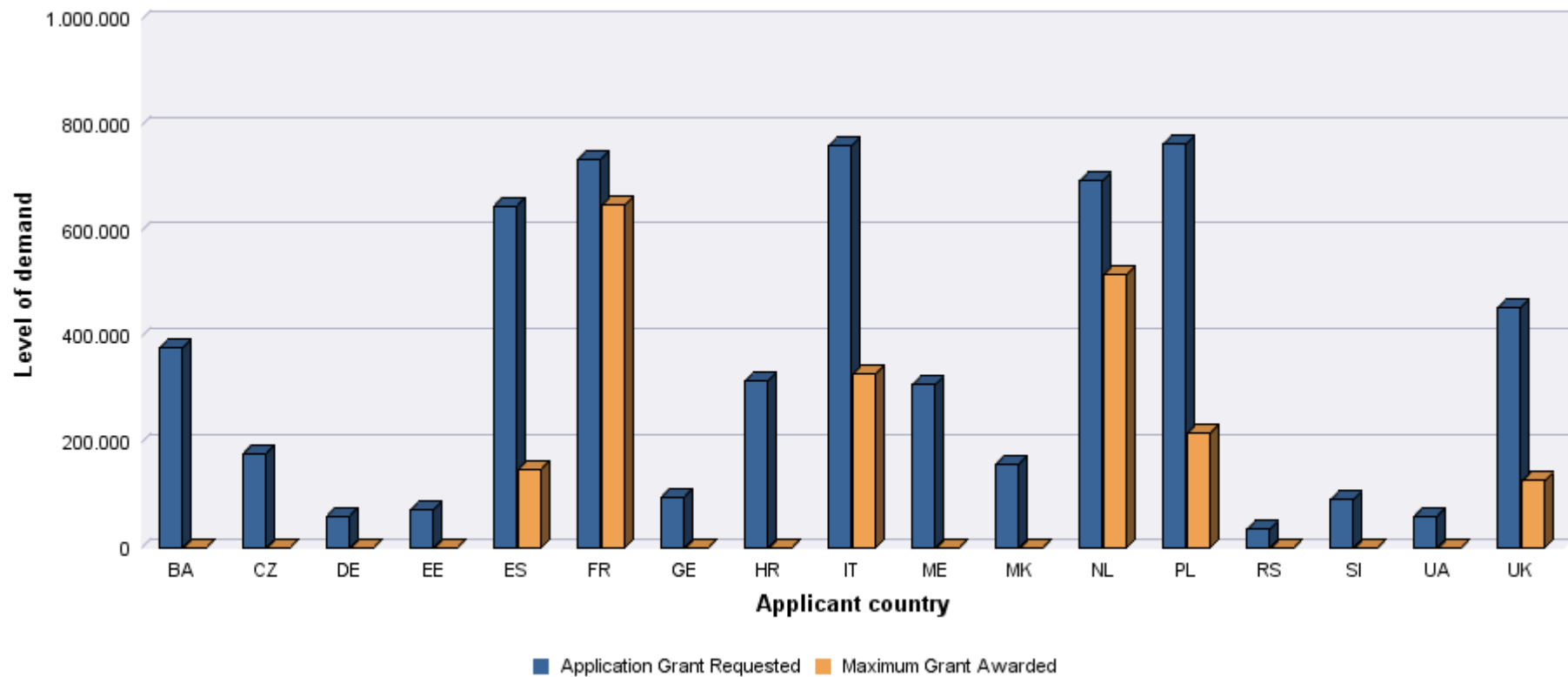
**2018**

Action Code	Application round	Applicant country	Country code	Grant requested	Grant awarded	Success rate grant
FILMEDU	1	Bosnia and Herzegovina	BA	376.971,60		
FILMEDU	1	Czech Republic	CZ	177.602,15		
FILMEDU	1	Germany	DE	59.700,00		
FILMEDU	1	Estonia	EE	70.650,00		
FILMEDU	1	Spain	ES	646.837,00	148.562,5	23%
FILMEDU	1	France	FR	734.342,22	647.942,22	88%
FILMEDU	1	Georgia	GE	95.800,00		
FILMEDU	1	Croatia	HR	314.867,26		
FILMEDU	1	Italy	IT	760.111,00	328.776	43%
FILMEDU	1	Montenegro	ME	307.710,60		
FILMEDU	1	former Yugoslav Rep	MK	157.840,89		
FILMEDU	1	Netherlands	NL	693.359,60	516.838,49	75%
FILMEDU	1	Poland	PL	763.461,30	217.250	28%
FILMEDU	1	Serbia	RS	33.930,00		
FILMEDU	1	Slovenia	SI	90.366,53		
FILMEDU	1	Ukraine	UA	59.570,00		
FILMEDU	1	United Kingdom	UK	454.348,19	126.300	28%
			<b>Sum:</b>	<b>5.797.468,34</b>	<b>1.985.669,21</b>	<b>34%</b>

## Creative Europe Media - Level of demand by country

FILMEDU

2018





**2018 - - Demand by Country (project leader + partners) - Submitted/Selected projects**

Organisation country code	Organisation country name	Number of organisations involved in submitted projects	Total amount requested by organisations involved in submitted projects	Number of organisations involved in selected projects	Total amount granted to organisations involved in selected projects	Country organisation success rate
AL	Albania	1	33.494,00 €			
AT	Austria	1	13.421,71 €	1	13.421,71 €	100,00%
BA	Bosnia and Herzegovina	3	226.806,69 €			
BE	Belgium	4	55.782,71 €	1	12.382,00 €	25,00%
BG	Bulgaria	1	35.624,14 €	1	35.624,14 €	100,00%
CY	Cyprus	1	64.047,90 €			
CZ	Czech Republic	7	224.164,82 €	2	114.378,87 €	28,57%
DE	Germany	7	155.087,19 €	3	32.199,51 €	42,86%
DK	Denmark	1	15.000,00 €	1	15.000,00 €	100,00%
EE	Estonia	2	87.494,30 €			
ES	Spain	10	400.348,36 €	3	167.113,89 €	30,00%
FI	Finland	2	81.373,34 €	2	81.373,34 €	100,00%
FR	France	9	499.379,74 €	4	286.230,74 €	44,44%
GE	Georgia	4	159.234,00 €	1	8.660,00 €	25,00%
GR	Greece	3	6.000,00 €			
HR	Croatia	5	264.969,06 €			
HU	Hungary	3	126.782,00 €	1	18.919,00 €	33,33%
IE	Ireland	1	48.599,40 €			
IT	Italy	12	549.226,40 €	5	263.952,66 €	41,67%

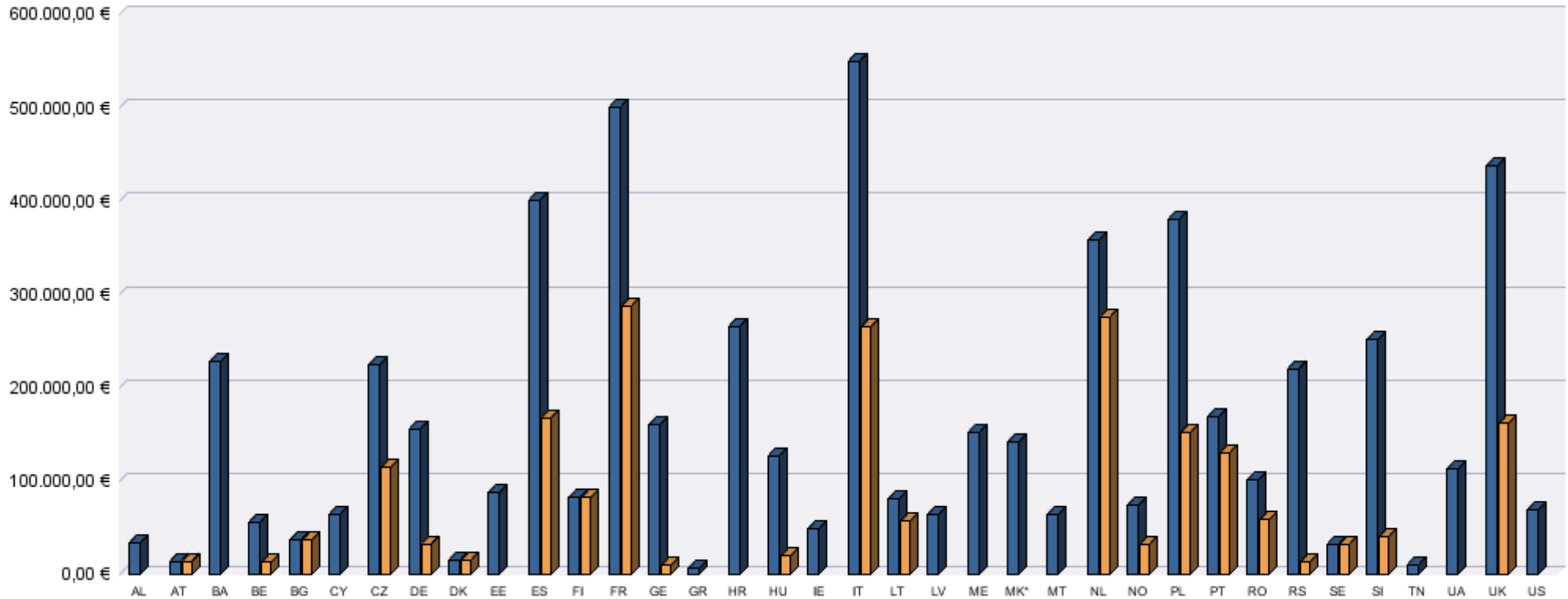


Organisation country code	Organisation country name	Number of organisations involved in submitted projects	Total amount requested by organisations involved in submitted projects	Number of organisations involved in selected projects	Total amount granted to organisations involved in selected projects	Country organisation success rate
LT	Lithuania	4	80.095,78 €	2	56.405,78 €	50,00%
LV	Latvia	1	64.047,90 €			
ME	Montenegro	4	151.321,20 €			
MK*	former Yugoslav Republic of Macedonia	2	141.350,89 €			
MT	Malta	1	64.047,90 €			
NL	Netherlands	7	357.055,29 €	3	275.210,85 €	42,86%
NO	Norway	2	73.648,97 €	1	32.106,43 €	50,00%
PL	Poland	6	379.268,34 €	2	150.698,28 €	33,33%
PT	Portugal	5	168.034,18 €	3	129.822,18 €	60,00%
RO	Romania	3	100.526,15 €	1	57.987,31 €	33,33%
RS	Serbia	5	219.658,15 €	1	12.100,00 €	20,00%
SE	Sweden	1	32.106,43 €	1	32.106,43 €	100,00%
SI	Slovenia	11	251.050,30 €	3	40.564,07 €	27,27%
TN	Tunisia	1	9.690,00 €			
UA	Ukraine	5	112.298,79 €			
UK	United Kingdom	11	437.468,31 €	5	161.623,32 €	45,45%
US	United States	1	67.924,00 €			
	Sum :	147	5.756.428,34 €	47	1.997.880,51 €	31,97%

\* Provisional code which does not prejudice in any way the definitive nomenclature for this country, which will be agreed following the conclusion of negotiations currently taking place under the auspices of the United Nations.



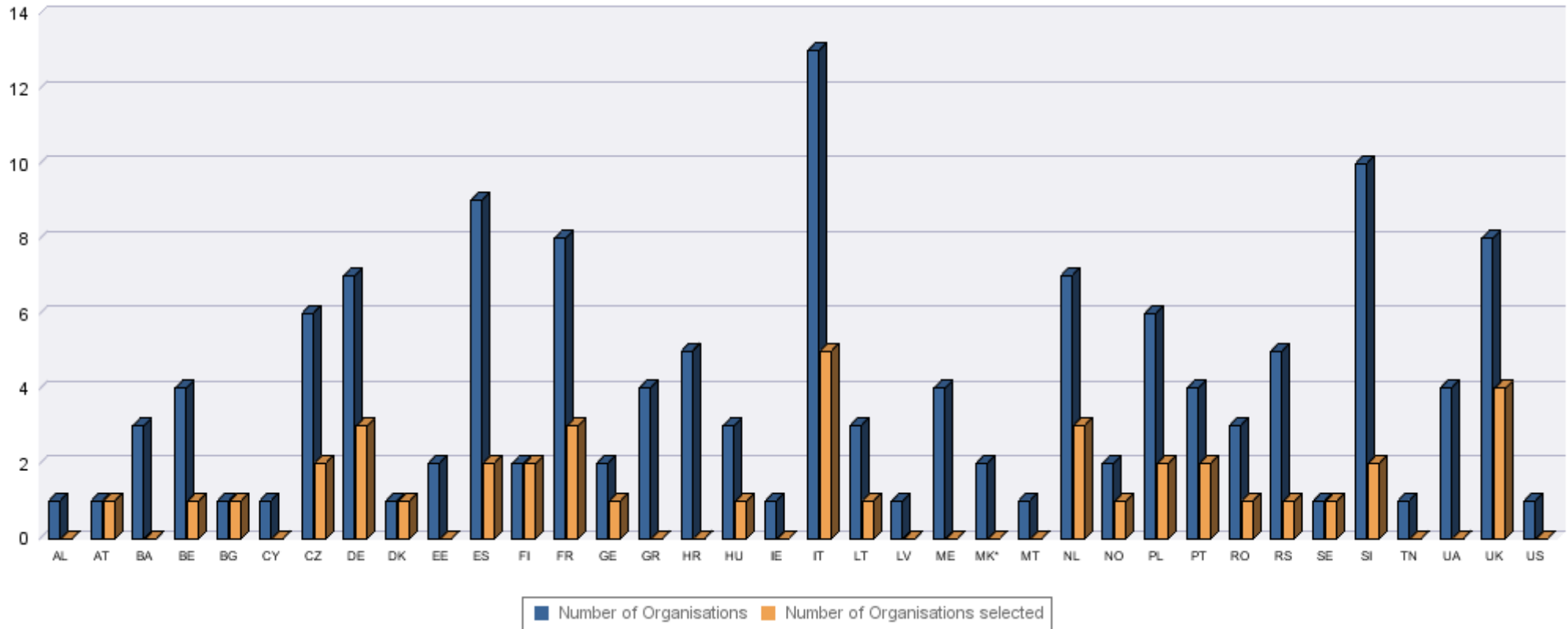
2018 - - Demand by Country (project leader + partners) - Submitted/Selected projects



\* Provisional code which does not prejudice in any way the definitive nomenclature for this country, which will be agreed following the conclusion of negotiations currently taking place under the auspices of the United Nations.



2018 - - Organisations by Country (project leader + partners) - Submitted/Selected projects



\* Provisional code which does not prejudice in any way the definitive nomenclature for this country, which will be agreed following the conclusion of negotiations currently taking place under the auspices of the United Nations.